











Resuscitation

DANGER	Check for Danger	To self, others and casualty
RESPONSE	Check for Response	 <p>Ask casualty's name Gently squeeze shoulders</p>
	<p>No Response</p> <p>Response Make comfortable, monitor signs of life</p>	 <p>Open mouth—look for foreign material</p>
AIRWAY	No foreign material	 <p>Leave on back Open airway</p>
	Foreign material in mouth	 <p>Recovery position Open and clear airway</p>
BREATHING	Check for Breathing	 <p>Look, listen, feel for breathing</p>
	<p>NOT Breathing</p> <p>Breathing Place in recovery position, monitor signs of life</p>	 <p>Call 000 for an ambulance Give 2 initial breaths Check for signs of life</p>
CPR	<p>No signs of life Unconscious, not breathing, not moving</p>	<p>Start CPR, 30 compressions 2 breaths Continue CPR (30:2) until help arrives or casualty recovers</p>
	<p>Adult</p>  <p>Child</p>  <p>Baby</p> 	
DEFIBRILLATION	Apply defibrillator (if available)	 <p>Follow voice prompts</p>



Have you got your priorities right—*Learn First Aid*
Telephone: 1300 360 455 Website: www.stjohn.org.au

This is not a substitute for first aid training
© St John Ambulance Australia, March 2006